

Concrete Cruncher



G-SERIES AND U-SERIES

The crushing cruncher

Compared to NPK's G-series, the new U-series shows important differences: one big center tooth. Because of the center tooth, all forces are concentrated to one point, which makes the U-series act also as a crusher. Besides that, the U-series has also a cutter for cutting light steel structures, beside rebar. Another advantage of the U-series is the 360° hydraulic rotation, allowing great manoeuvrability. Together with the center tooth and cutter the U-series is an ideal tool for crushing and cutting walls, floors and light steel structures, such as apartments, reinforced walls, etc.



U-21JR



BOLT ON TEETH

The concrete crunchers are equipped with bolt on teeth, leading to easier replacement. The cruncher can remain on site while the teeth are changed or removed for refurbishment. Down time is therefore kept to an absolute minimum, greatly enhancing production.

HYDRAULIC HAMMERS



SHEET PILERS




STEEL SHEARS



X-Y-Z CONCEPT




COMPACTORS



Dealer:

NPK Europe (Holland) BV
 P. O. Box 30157
 3001 DD Rotterdam
 The Netherlands
 Tel: +31 10 205 1710
 Fax: +31 10 205 1715
 E-mail: info@npke.nl



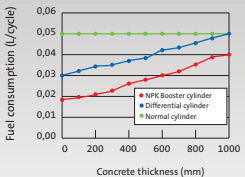
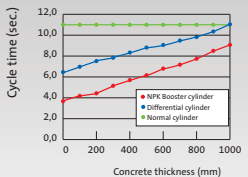

EXTREME POWER – AMAZING PRODUCTION

Main advantage of the Cruncher is the standard integrated booster system, a unique feature designed by NPK. This booster system automatically activates whenever the jaws meet resistance. The pressure intensifier system has a relatively low oil flow and produces faster cycle times and more crushing strength. Additionally, other excavator's functions remain uninfluenced. The integral booster allows a compact body design, reduces the total weight of the attachment and affords ease of maintenance.

The cruncher is specifically designed to reduce oversize concrete pieces from ground level after they have been demolished. Simultaneously the reinforced steel will be separated from the concrete on site! This results in a significant reduction of transport costs and recycling becomes much more efficient.

NPK POWERBOOSTER COMPARED WITH NORMAL CYLINDER AND DIFFERENTIAL CYLINDER*

Calculations show that the cycle time of a NPK booster cylinder defeats crushers with a normal cylinder or differential cylinder. The job is finished earlier, the profit is yours. Besides more production and more power, a shorter cycle time also results in less fuel consumption. A reduction of 25-50% per cycle is realistic!



* Figures based on theoretical calculations at 200 l/min

ADVANTAGES

- Standard Integrated booster system that automatically activates when the jaws meet resistance.
- Easy maintenance.
- Bolt on teeth: easy teeth replacement.
- Large jaw opening.
- Piston rod fully protected against damage.
- Low oil flow – other functions of excavator are not influenced.
- Short opening/closing time (2,6 sec.) in unloaded condition, produces 23 cycles a minute.
- U-21JR, U-31JR and U-45JR: hydraulic rotation 360° for precise positioning.
- High productivity and extreme power.
- Designed and produced by the world's largest manufacturer of boom mounted attachments.
- Standard rebar cutters.
- No additional pressure reduction is required in the hydraulic system.
- Worldwide sales and product support network.




G-18J

Excavator weight: 17 - 22 ton




U-21JR

Excavator weight: 19 - 28 ton




U-31JR

Excavator weight: 29 - 48 ton



U-21JR

Excavator weight: 19 - 28 ton



X-Version

G-18JX

Excavator weight: 17 - 22 ton

NEW

TECHNICAL SPECIFICATIONS

Model	G-120	G-18J	G-18JX	G-28J	U-21JR	U-31J	U-31JR	U-45JR
Excavator weight (t)	10 - 17	17 - 22	17 - 22	25 - 38	19 - 28	29 - 48	29 - 48	45 - 50
Operating weight (kg)	1160	2054	2150	2960	2225	2880	3335	4560
Max. jaw opening (mm)	775	823	823	1000	800	980	980	1130
Working pressure (MPa)	28	26	26	28	26	28	28	30
Oil flow (l/min)	86 - 150	100 - 200	100 - 200	100 - 250	100 - 200	100 - 250	100 - 250	175 - 275
Rotation pressure (MPa)	x	x	x	x	14	x	14	14
Rotation oil flow (l/min)	x	x	x	x	10 - 15	x	10 - 15	20 - 30
Max. force (A) (kN)	690	820	820	1170	645	1150	1150	1260
Max. force (B) (kN)	950	1060	1060	1530	885	1540	1540	1740

HIGH SPEED

Opening time (sec.)	0,8	0,9	0,9	1,6	1,2	1,6	1,6	2,4
Closing time (sec.)	1,8	2,3	2,3	2,9	1,6	2,9	2,9	3,0
Total cycle time (sec)	2,6	3,2	3,2	4,5	2,8	4,5	4,5	5,4
Number of cycles (n/min)	23	19	19	13	21	13	13	11
Oil flow (l/min)	150	200	200	250	200	250	250	275

Technical specifications subject to change without prior notice